

Visbuild – Kitsets – Groups - Quantities


Kitsets can be Grouped or some Kitsets can be given a Quantity (Kitsets that are not crucial to on site placement can be given quantities, I.E. Site Trips).

To Group Kitsets;

Grouping Kitsets or giving a Kitset a Quantity is done from the Visbuild Plan.

Quick Flow;

Visbuild > Drag & Drop Kitsets > Press & Drag Cursor > Group > Group Name > Add to Libraries > [Save]

1. To access Visbuild, press the **[Edit Plans]** button  of Quote to open a Visbuild Browser Tab




2. From the Visbuild Window, **Drag & Drop Kitsets** on to the Plan, then **Press & Drag Cursor** across the Kitsets to be grouped



3. From the Tools section Press on the **[Group]** button  to display the Add Group Window



4. From the Add Group Window, in the **Group Name** field, Enter a name for the Group, then from the **Add to Libraries** field, Select a Library(s) to house the Group, then Press the **[Save]** button  to save the Group



NOTE: Grouped Kitsets can only be saved to a “My Library”. Once Dragged and Dropped back on to a Plan, Grouped Kitsets can be Un-Grouped

To give a Kitset a Quantity

NOTE: Before a Kitset can be given a Quantity, it must have been ticked "Allow Quantity" by NZTG

1. Double Press on a Kitset to display the Kitset Detail Window, then enter a quantity into the Quantity field.

Cost	\$27.09	Quote Line Price	\$ 39.45
Quantity	1.00		

2. Press on the [Save] button  to save the Quantity, you will asked if you want to convert the Kitset to a Misc Works, Press on the [Convert to Misc Works] button  to convert
3. The Kitset on the Plan will display a grey oval with the edited quantity



NOTE: Adding a Quantity converts the Kitset to a Misc Works. It multiplies the Product quantities by the entered quantity to give the Misc Works the same \$ value as if there were that many Kitsets, the Quote will only display a quantity of "1" for the Misc Works