

Visbuild - Kitsets - My Libraries (Add-Edit)


Kitset Libraries allow you to have a place to store the Kitsets you regularly use, or build a library with Kitsets regularly used for a specific Customer.

To Create a Visbuild Kitset Library;


Creating a Visbuild Kitset Library is done from the Visbuild Browser Tab, accessed from a Katipolt Quote.

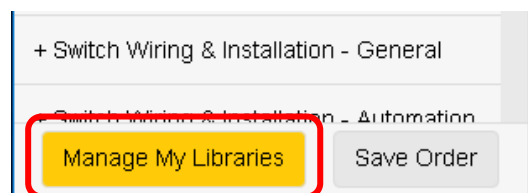
Quick Flow;



Visbuild > Manage My Libraries > [Add Library] > Name > [Save Library] > [Add] OR Drag & Drop > [Save]

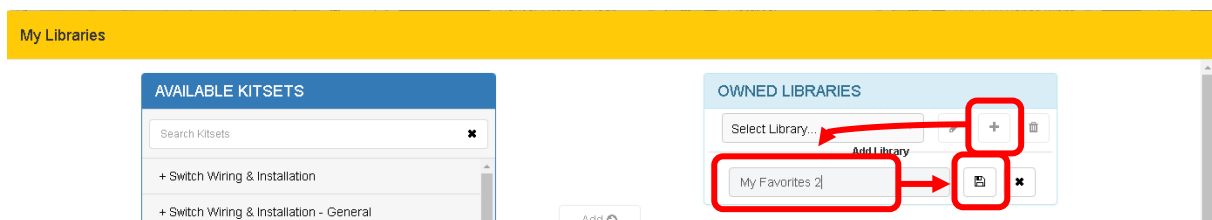
1. To access Visbuild, press the **[Edit Plans]** button  of Quote to open a Visbuild Browser Tab





2. From the Visbuild Window, Press on the **[Manage My Library]** button  to display the My Libraries Window

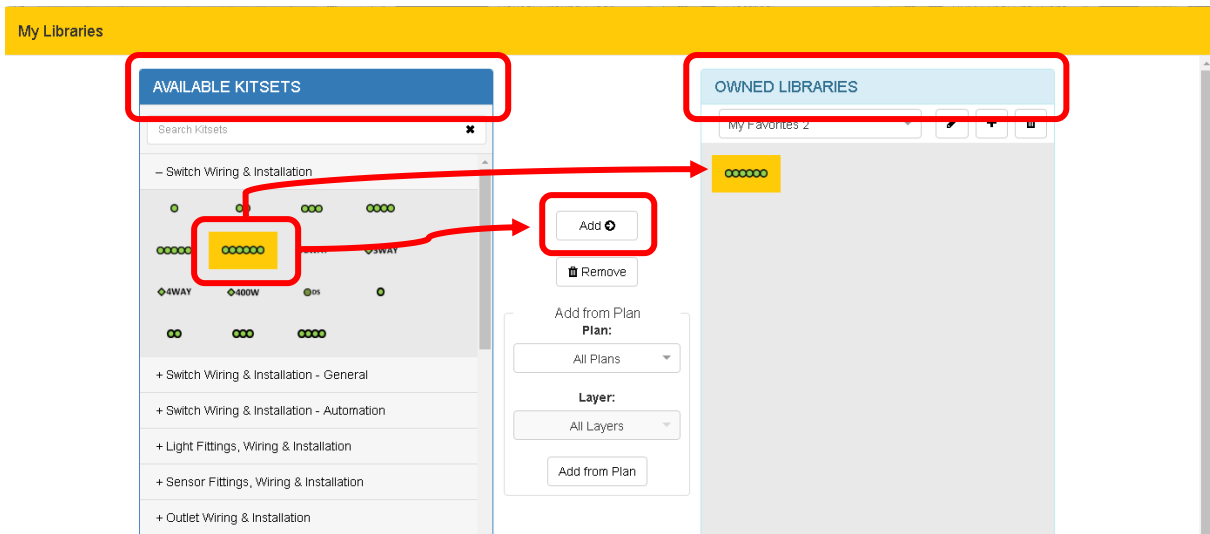



3. From the My Libraries Window, Press on the **[Add Library]** button  of the OWNED LIBRARIES column to display the Library Name entry field, Enter a **Name** for your Library, then Press the **[Save Library]** button  to save library and display the My Libraries Window



See next page

- From the My Libraries Window, from the AVAILABLE KITSETS column, Press on a Kitset Category to expand, then Press on a Kitset to highlight, then Press on the **[Add]** button  to move a clone of the Kitset to the new OWNED LIBRARY column OR select a Kitset and **Drag & Drop** across to the OWNED LIBRARY column. Press on the **[Save]**  button to save the new OWNED LIBRARY




NOTE: To remove a Kitset from the OWNED LIBRARY, Press on a Kitset to highlight, then Press on the **[Remove]** button 

NOTE: Your OWNED LIBRARY displays in the Visbuild Window's Kitset Library

OWNED LIBRARIES can be positioned, on [Saved] the order will save for that Customer, so you can make a Kitset Library for a Customer, position it at the top so when you [Edit Plans] for that Customer, on Visbuild opening the Kitset Library is positioned at the top, open and ready to use

To Stack My Libraries

- From the Kitsets Library, Hover over the Up/Down button , then Press on it to Drag & Drop the Owned Library to the Position you want it (remember the top Library auto opens on Visbuild loading)



- When you have completed the stacking order, Press on the **[Save Order]** button to save stacking order

