

## Quote Variation – (Add)

This article describes how to add a new Quote Variation to a Quote *OR* Quote Variation. For a Quote Variation to be added, the Quote *OR* the previous Quote Variation must have been Accepted. A new Quote Variation forms a path that follows on from a previously accepted point.

QUOTE	VARIATION 1	VARIATION 2
Quote 1 Version 1 [Accepted]	Variation 1 Version 1 [Void]	Variation 2 Version 1 [Void]
Quote 1 Version 2 [Void]	Variation 1 Version 2 [Void]	Variation 2 Version 2 [Accepted]
Quote 1 Version 3 [Void]	Variation 1 Version 3 [Accepted]	


Green shows path following on from previously accepted point

### To Add a new Quote Variation;

Adding a new Quote Variation is done from an Accepted Quote, *OR* from the last Accepted Quote Variation. (A Quote Variation cannot be added to a Voided Quote *OR* Voided Quote Variation)

### Quick Flow;

**Accepted Quote *OR* Accepted Quote Variation > [New Variation] > Description > Edit > [Save]**

1. From an **Accepted Quote *OR* Accepted Quote Variation**, Press on the **[New Variation]** button  to display the QUOTE VARIATION: XXXX Window



2. From the QUOTE VARIATION: XXXX Window, Enter a Quote Variation **Description**

Work	1134
Description	TEST @ IN QUOTE TEXT BOX
Quote Contact	LAUREN TEST
Job Address	Default Job Albany Auckland 1111




**NOTE:** The Quote Variation Description populates to the Quote Variation PDF and Variation lines of a Payment Claim. By default, the Description auto populates with the Accepted Quote *OR* last Accepted Quote Variation Description.

**NOTE:** On adding a new Quote Variation, all previous Quantities zero giving a "VARIATION QTY" a zero value until the Quote Variation is built through editing.

There is a combination of methods to build a Quote Variation;

- From a Visbuild Plan - Adding and Deleting “Kitsets” or “Misc Works”
- From an Existing Section (manually entered) - Changing the “CURRENT QTY” and/or Adding new “Kitsets / Products”, “Custom Allowance”, “Misc Works”
- Adding a New Section then Adding new “Kitsets / Products”, “Custom Allowance”, “Misc Works”
- Adding a New Section then Importing a BOM – See KAT-1708

EXISTING / NEW SECTION		\$0.00	\$0.00	1	\$0.00	100.00%	\$0.00
CODE	NAME	ACCEPTED QTY	COST	PRICE	CURRENT QTY	VARIATION QTY	LINE
1001	1 GANG SWITCH - HPM Excel Life White	1.00	\$21.57	\$40.75	1	0.00	

Kitset / Product Code...   

3. To build the Quote Variation, **Edit** by using one of, *OR* a combination of, the above methods

4. When complete, Press the **[Save]** button to save Quote Variation